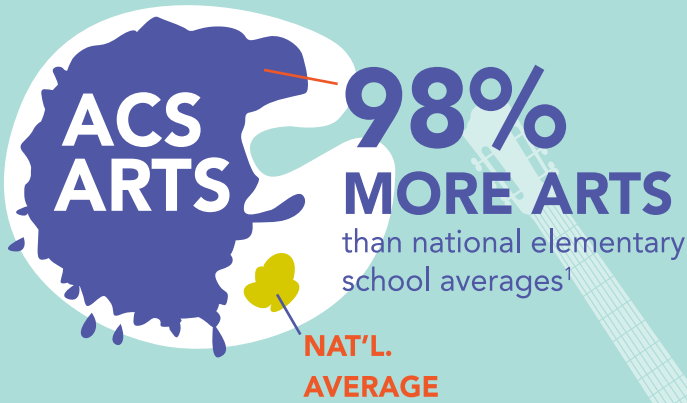


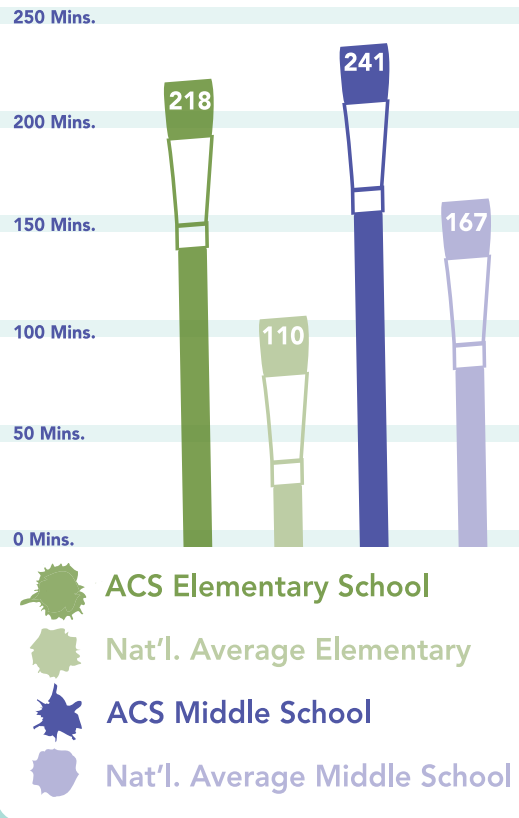
making high quality arts education a priority

1 full-time certified arts teacher
FOR EVERY
64 students



FREQUENT ACCESS

Average minutes arts instruction/week



100%

ARTS FOR ALL

- 100%** of ACS students receive Visual Arts, Music and Theater Arts classes.
- 100%** of ACS middle school students receive Media Arts classes.
- 100%** of ACS 7th and 8th grade students receive Woodshop classes.

- 2- and 3-D design
- African drumming
- art history
- basket making
- bluegrass band
- ceramics
- chamber music
- choir
- chorus
- collage
- composition
- digital art
- drawing
- ensemble music
- façade design
- film study
- dance
- illustration
- inset making
- journalism
- origami
- paper/crafts
- photography
- printmaking
- quilting
- robotics
- rock band
- sculpture
- set design
- snow sculpture
- songwriting
- stage acting
- stained glass
- technical theater
- upcycled art
- voice
- watercolor
- woodshop

47 subjects offered this year >

ARTS = 15% of staff
16% of budget

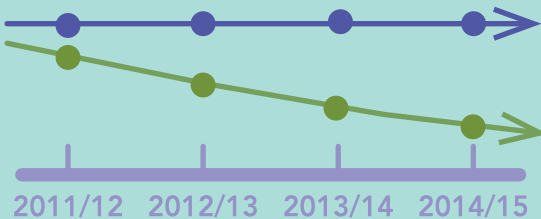
DEDICATED TO THE ARTS
\$105 per capita spending on arts education²

Logic will get you from A to B.
Imagination will take you everywhere. —ALBERT EINSTEIN



STILL A PRIORITY DESPITE STAGNANT SPENDING

Despite annual budget cuts, the school has managed to hold its arts education budget steady for the last four years. But after adjusting for inflation, this means ACS arts teachers have fewer and fewer resources every year to provide their school's high-quality education.



● ACS arts budget
● Inflation-adjusted arts budget

UNIQUELY ACS

100%

Annual Musical: 100% original script, costumes, music, lyrics and sets created for the annual musical



3 Arts Choices: 3 weeks of in-school, artist-in-residence program



56 Guitar Program: 56 students receiving guitar instruction each day



COMMUNITY SERVICE

Empty Bowls: making ceramic bowls for dinner to end hunger

Aspen Tree Lighting Ceremony: giving a live public concert for the community

Family Visitor Program: sewing holiday gifts for families in need

STUDENT EXHIBITION & PERFORMANCE OPPORTUNITIES

39 per year



COMMUNITY PARTNERSHIPS

Anderson Ranch Arts Center
Aspen Art Museum
Aspen Dance Connections
Aspen Dance Progressions
Aspen Music Festival
AspenFILM
Beginning Strings

LEAD Guitar
Maroon Bel Canto Children's Chorus
Red Brick Center for the Arts
Rock and Roll Academy
Sol Theatre
Theatre Aspen
Woody Creek Community Center

ACS ACADEMIC OUTCOMES: Percent of students who are at or above grade level³

READING

91.5%




WRITING

78.6%



MATH

86.6%



¹ McMurrer, J. *Choices, Changes, and Challenges Curriculum and Instruction in the NCLB Era* (Revised December 2007). Center on Educational Policy.

² Annual per capita spending, excluding teacher salaries, capital expenses, non-district funds and/or one-time expenses.

³ 2014 TCAP data from the Colorado Growth Model. *Colorado Department of Education*. Retrieved March 7, 2015 from www.cde.state.co.us.